

CROSSWAY



IVECO
BUS



SUMMARY

Designed for interurban and school transport, Crossway is a reliable and universal hard worker whose amazing qualities have made it the most sold intercity vehicle in Europe.

- + A perfect instrument for short-distance and medium-distance passenger transport
- + Thanks to millions of kilometres driven under all conditions Crossway can offer a high reliability rate
- + Productivity is at the heart of the new Crossway: the best quality to price ratio in the market, fuel efficiency, longer service intervals, higher safety and many more enhancements

Three lengths (10.8m - 12m - 13m) and a wide offer of seat layouts make the Crossway range the best and most flexible means of transport.

CONTENTS

04 | PRESENTATION

BEST EXPERIENCE

07 | VERSATILITY

A COMPLETE RANGE
FOR ALL MISSIONS

08 | DRIVER'S AREA

DRIVING THE
CROSSWAY IS EASY

09 | DESIGN

READY TO FACE
NEW CHALLENGES

10 | PRODUCTIVITY

BEST IN CLASS TOTAL
COST OF OWNERSHIP

11 | EFFICIENCY

REGENERATION?
NO THANKS!

12 | SEATS

VARIABLE LAYOUTS
PROPOSAL

14 | QUALITY

TOP CONTROLS

15 | SAFETY

ADVANCED
SAFETY SYSTEMS

PRESENTATION

BEST EXPERIENCE.

More than 80 years of bus production experience have taught us what is most demanded from our vehicles. It is reliability.

Each day millions of people put their trust in our vehicles to transport them to work, school, doctor or just take them for a trip. Each day there are people waiting at the stops in the Finnish Ivalo, Spanish Malaga, Russian Surgut or Greek Kavala. For the whole year at various places, from -30°C to +40°C, in every kind of weather, they believe that our vehicles will come for them.

This trust makes us feel obliged to see our vehicles as tireless workers serving flawlessly for long years. The whole construction and production of the vehicles is subordinated to these needs.

Aside from our irreplaceable long experience with commercial operation, for each new generation of vehicles we perform incredibly heavy tests with a huge quantity of prototypes. Tests are carried both in traffic and especially in extreme climatic and operation conditions.

Road & functional tests

1.000.000 km by range

Endurance tests

Equivalent of 6.000.000 km on European Roads by range

Reliability tests

1.600.000 km in real transport condition

A long tradition. The foundation for quality production.



Our Crossway buses represent the highest and most successful challenge in the world of public transport: carrying millions of people across Europe in a safe and comfortable environment, a high and reliable technological content at the best economic conditions in the market. The biggest and most varied net of operated lines is the best testing track all over the world.

Market leader in Europe. Best experience.



CROSSWAY. THE MONEY MAKER.



VERSATILITY

THREE LENGTHS (10.8M - 12M - 13M)
A WIDE OFFER OF SEAT LAYOUTS



DRIVER'S AREA

THERMAL COMFORT
OPTIMIZED STORAGE



DESIGN

MODERN STYLE
EASY MAINTENANCE



PRODUCTIVITY

BEST IN CLASS TOTAL
COST OF OWNERSHIP

VERSATILITY

A COMPLETE RANGE FOR ALL MISSIONS.

Crossway can easily satisfy all customer needs in every passenger transport mission thanks to its versatility and variety of available versions.

CROSSWAY – Pop version

The best solution for school transport, delivering excellent accessibility and carefully designed interior comfort. Attractive operating costs and proven reliability complete the package.

CROSSWAY – Line version

The ideal choice for short-distance and medium-distance passenger transport, featuring low fuel consumption, longer service intervals, a driver area conceived to meet the highest ergonomic standards, all in a safe and comfortable environment.

CROSSWAY – High Value version

The evolution of Crossway Line, proposing integrated air-condition, individual passengers lights and air outlets, without increase of vehicle height.

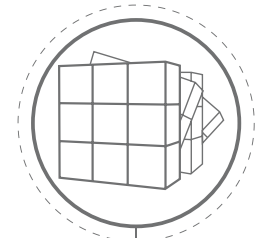
CROSSWAY – Pro version

The perfect answer for customers looking for a regional-route service vehicle or a mixed-mission one. Crossway Pro is a flexible vehicle offering all the practical features of an intercity bus together with the comfort of a standard coach; the mix of easy access devices and tourist equipment makes it possible to travel in the city environment and to operate in the intercity premium segment as well.

CROSSWAY. HIRE IT NOW.

Crossway will be your best employee, for each and every year of service. Featuring 63 seats and a length of 13m, it delivers the highest passenger capacity combined with excellent manoeuvrability at the very best price.

The result? High productivity guaranteed.






DRIVER'S AREA

DRIVING THE CROSSWAY IS EASY.

A new dashboard with new control commands has been conceived; the wider space and the new look make the driver cabin a comfortable place for the day-by-day work. Radio controls on the steering wheel, an integrated single panel for the climate control of the driver area, of the passengers compartment and of the independent heating allow for a safe and easy control of the main functions.



DESIGN

READY TO FACE THE NEW CHALLENGES.

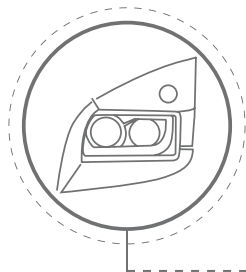
The new concept carried out by our designers is a mix of elegance and modern look, rational approach to the quality and customer needs and to the maintenance operations as well. LED technology for internal and external lighting means environmentally friendly, extended lifetime and low electrical power consumption.

Luggage compartments under the passengers floor offer travellers a wide space, also for medium-long distances.

Vehicle lengths have been extended, meaning higher comfort both for the driver and the passengers on board. The electronic constant control of the suspensions set-up along with advanced standard safety systems make Crossway a safe environment to reach your destination. In the Crossway concept comfort and safety go along with efficiency: the Total Cost of Ownership way of thinking gives birth to the best solution for the owner.

Its high standardization is due to the use of parts, such as lights, structure of engine compartment, axles and brakes that are common for all ranges, as well as for trucks.

High Comfort, High Safety, High Efficiency.





PRODUCTIVITY

BEST IN CLASS TOTAL COST OF OWNERSHIP.

Selling price tells just one part of the story

How much does a Bus cost? You pay the selling price, that's true. But, what about maintenance and fuels costs? That's why when we talk about cost, we talk about Total Cost of Ownership: the one and only measure of a sound investment.

TCO: a deeper look

Total Cost of Ownership is made of many components:

- selling price
- capital cost
- maintenance and repair costs
- fuel and urea consumption
- residual value
- and other costs such as driver salary, insurances, taxes and tolls, etc.

Less service stops during operation of the vehicle (vs. Euro V)

- engine oil change interval Cursor (+50%)
- engine oil change interval Tector (+60%)
- particle filter change interval (+300%)
- engine air and hydrostatic filter change interval (+50%)

2-year parts & labor and 5-year rust-thru warranties

Integration of LED lighting:

5x longer life span, 70% less electrical consumption.

We are always and strongly committed to optimise the majority of these components during the whole life of the vehicle. The result? A higher satisfaction in terms of global savings and higher resale value for all of our customers.



EFFICIENCY

REGENERATION? NO THANKS!

- + Up to 8% more power and up to 9% more torque for the Tector engine
- + Up to 9% more power and up to 12% more torque for the Cursor engine
- + Increased driveability due to lower noise and vibrations
- + Low operating costs thanks to low engine wear and long maintenance intervals
- + Compact and lean design, lowering total weight and allowing for easy installation

Wide motorization proposal

- Power demand and torque response are guaranteed in the most harsh operating conditions for a wide range of applications

New rear axle

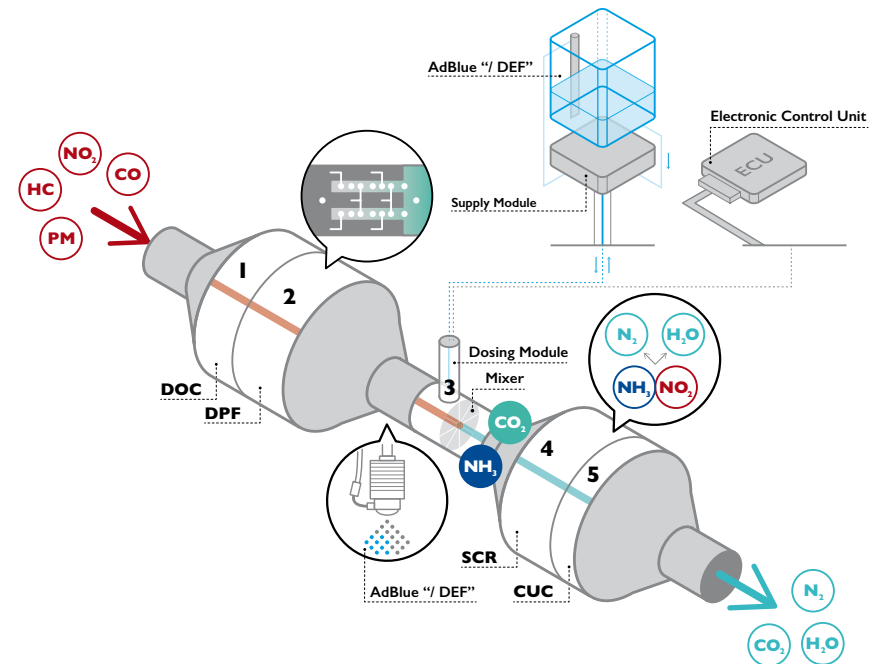
- Weight and noise reduction
- Higher resistance, durability and torque capacity

HI-SCR

- The HI-SCR patented technology, based on an experience of more than 6 years and 250,000 engines produced, allows our engines to meet Euro VI standards without resorting to EGR, guaranteeing a very high NOx conversion efficiency (over 95%)

Manual, robotized and automatic gearbox

- New manual and automatic gearboxes
- Reduced noise
- 60% longer service life



| Length (m) | TECTOR 7 | CURSOR 9 | |
|------------|---------------|---------------|---------------|
| | 320HP - 228kW | 360HP - 265kW | 400HP - 294kW |
| 10.8 | ■ | ■ | ■* |
| 12 | ■ | ■ | ■* |
| 13 | ■ | ■ | ■* |

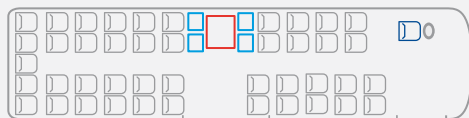
* available for Crossway Pro only

SEATS

VARIABLE LAYOUTS PROPOSAL*.

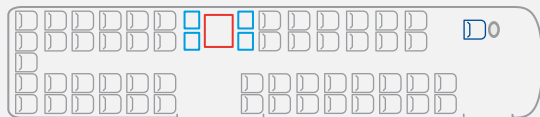
Crossway – Pop version

10.8m



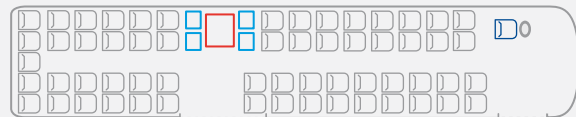
47 passengers seats

12m



57 passengers seats

13m

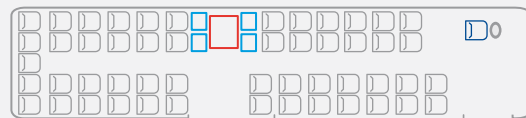


63 passengers seats


Crossway – Line version / Crossway – Pro version



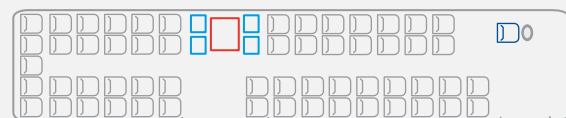
47 passengers seats



55 passengers seats



55 passengers seats



61 passengers seats



59 passengers seats

*For more possibilities, please contact Iveco Bus commercial staff.

Driver seat

Passenger seats

Folding seats

Wheelchair space

SEATS AVAILABILITY.

| MODEL | SCOLEO | SCOLEO Max | LINEO Fix | LINEO | SPACIO Line |
|--|--------|------------|-----------|-------|-------------|
| Crossway Pop | ■ | | | | |
| Crossway Pop (13m - 63 seats & 12m - 57 seats) | | ■ | | | |
| Crossway Line | | | ■ | ■ | ■ |
| Crossway Pro | | | ■ | ■ | ■ |

Scoleo & Scoleo Max

All the utility properties of the Scoleo seats can be MAXimized and increase the capacity of the vehicle thanks to newly developed seats backrests, making the 13m long Crossway Pop model reach the capacity of up to 63 seats.



Lineo Fix & Lineo

Intended for regular line transport, predominantly the peri-urban and intercity regional operation type of transport. The comfortable firm-back seat shape is an ideal ergonomic solution.



Spacio Line

Aesthetic, ergonomic and comfortable. New Spacio seats have been designed to guarantee the maximum comfort to the passengers in every kind of trip.



QUALITY

TOP CONTROLS.

Quality control in the Vysoké Mýto factory among the top ones worldwide

The entire production process is managed by WCM programme (World Class Manufacturing), derived and based on experience and practice of Japanese carmakers. The essential principle of this system is quite simple, but strict: the defective product must be detected directly on the workplace where the error occurred, and each failure must be corrected immediately.

The primary target is to create a process where no defective spare parts can emerge. That is the reason why we keep introducing new production procedures and improving the old proven ones.

We also use 2D and 3D laser centres, welding robots, giant mobile and stationary 3D scanners to control dimensions of the whole frames precisely. Our unique painting shop ensures a high lifespan of the vehicles' bodies. It is based on cataphoresis working on the electro-chemical galvanization principle. For this purpose we use a unique cataphoresis tank with the capacity of 300 m³. The final paint is made in fully robotized painting boxes.

The whole effort would be vain without a flawless assembly. The process is controlled centrally, the operation of important instruments is monitored online by the controlling server via Wi-Fi. If an anomaly is discovered, it gives orders to remedy the flaw in real time.

The production process of each vehicle is concluded with a series of so-called diagnostic tests.

All vehicles are tested on the road before the expedition and delivery to the client.



EXPORTÉRoku2014
www.exporterroku.com





SAFETY

ADVANCED SAFETY SYSTEMS.

Brake control

It integrates basic functions such as:

- + ABS (Anti-lock braking system)
- + ASR (Anti Slip Regulation)

Quicker response time and shorter braking distance

- + ESP (Electronic Stability Program)

Lower risk of the loss of control of the vehicle

Cataphoresis

The vehicle, its structure and components are protected with anti-corrosion treatment by cataphoresis, the most efficient industrial solution against corrosion.

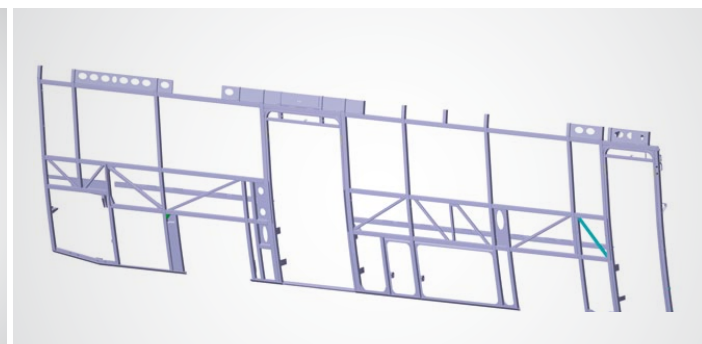
Compliance with the standard R66/02

It guarantees a survival cell in the event of vehicle rollover. With Iveco Bus solutions, safety remains the best, without increasing the vehicle weight.

Crosspart



Crossparts in dual phase steel





WWW.IVECO.COM

IVECO France – Parc Technologique de Lyon
9, allée Irène Joliot-Curie – 69800 Saint-Priest – France
Tel.: +33 (0)4 72 79 65 00

This literature has been published for worldwide circulation. The standard and optional equipment and the availability of individual models may vary from one country to the next. IVECO BUS reserves the right to undertake modifications without prior notice to the design and technical equipment at all times without this resulting in any obligation whatsoever to make such modifications to units already sold. Illustrations may show optional equipment or may not show all standard equipment. Bts Adv. – Printed in Italy – 10/15 – (Turin)